

# Tube Rotators



SCILOGEX rotators give gentle but effective mixing of biological samples held in 1.5mL to 50mL tubes, and are used in a variety of applications including immune precipitations, prevention of blood coagulation, latex diagnostics, etc.

## SCI-RD-Pro LCD Digital Rotator

### Features

- Electronic adjustment of speed and time
- LCD display of speed and time
- Speed range from 10 to 70rpm
- Rolling action, gives gentle but effective mixing
- Adjustable mixing angle from 0 to 90°
- A wide variety of accessories are available

## SCI-RD-E Economical Rotator

### Features

- Provides gentle and effective mixing of biological samples
- Adjustable speed range from 0 to 80rpm
- A wide variety of accessories are available




LCD display



Adjustable angle



Wide range of accessories



### Specifications

|  | SCI-RD-Pro         | SCI-RD-E          |
|--|--------------------|-------------------|
| Motor type                                   | DC motor           | DC motor          |
| Tilt angle                                   | 0-90°              | -                 |
| Speed range                                  | 10-70rpm           | 0-80rpm           |
| Speed display                                | LCD                | Scale             |
| Timer display                                | LCD                | Scale             |
| Timer  | 1-1199min          | -                 |
| Operation mode                               | Continuous / timer | Continuous        |
| Voltage                                      | 100-240V, 50/60Hz  | 100-240V, 50/60Hz |
| Power  | 40W                | 20W               |
| Dimension [DxWxH ]                           | 280x210x300mm      | 300x220x310mm     |
| Permissible ambient temperature and humidity | 5-40°C, 80%RH      | 5-40°C, 80%RH     |
| Protection class                             | IP21               | IP21              |

## SCI-RL-Pro LCD Digital Rotator

### Features

- Electronic adjustment of speed and time
- LCD display speed and time
- Speed range from 10 to 70rpm
- Provides gentle but effective rolling
- A wide variety of accessories are available



## SCI-RL-E Economical Rotator

### Features

- Provides gentle but effective rolling
- Adjustable speed range from 0 to 80 rpm
- A wide variety of accessories are available



LCD display



Wide range of accessories



### Specifications

|  | SCI-RL-Pro        | SCI-RL-E          |
|--|-------------------|-------------------|
| Motor type                                   | DC motor          | DC motor          |
| Speed range                                  | 10-70rpm          | 0-80rpm           |
| Speed display                                | LCD               | Scale             |
| Timer display                                | LCD               | Scale             |
| Timer  | 1-1199min         | -                 |
| Operation mode                               | Continuous/timer  | Continuous        |
| Voltage                                      | 100-240V, 50/60Hz | 100-240V, 50/60Hz |
| Power  | 40W               | 20W               |
| Dimension[D×W×H]                             | 220×510×260mm     | 150×530×190mm     |
| Permissible ambient temperature and humidity | 5-40°C, 80%RH     | 5-40°C, 80%RH     |
| Protection class                             | IP21              | IP21              |

# Tube Rotators | Accessories




## Disk Accessories Type-1

Used for SCI-RD-Pro  
for 1.5mLx60 centrifuge tubes holder

**Cat. No.**

18900160




## Disk Accessories Type-2

Used for SCI-RD-Pro  
for 15mLx16 centrifuge tubes holder

**Cat. No.**

18900161



## Disk Accessories Type-3

Used for SCI-RD-Pro  
for 50mLx8 centrifuge tubes holder

**Cat. No.**

18900162



## Disk support rods

4pcs in a group  
use with disk accessories

**Cat. No.**

18900140



## Rotisserie Accessory Type-1

Used for SCI-RL-Pro, for 1.5mLx48  
centrifuge tubes held horizontally

**Cat. No.**

18900142



## Rotisserie Accessory Type-2

Used for SCI-RL-Pro, for 15mLx24  
centrifuge tubes held horizontally

**Cat. No.**

18900143



## Rotisserie Accessory Type-3

Used for SCI-RL-Pro, for 50mLx24  
centrifuge tubes held horizontally

**Cat. No.**

18900144



## Rotisserie Accessory Type-4

Used for SCI-RL-Pro, for 1.5mLx32  
centrifuge tubes held vertically

**Cat. No.**

18900145



## Rotisserie Accessory Type-5

Used for SCI-RL-Pro, for 15mLx16  
centrifuge tubes held vertically

**Cat. No.**

18900146



## Rotisserie Accessory Type-6

Used for SCI-RL-Pro, for 50mLx16  
centrifuge tubes held vertically

**Cat. No.**

18900147



## Plastic Clips

Used with SCI-RL-E/sci-RD-E  
Disk/Rotisserie accessory, for  
50mL, 15mL and 1.5mL  
centrifuge tubes





## SCI-T6-Pro LCD Digital Tube Roller

### Features

- LCD displays the speed and time
- Speed range of 10-70rpm
- Six roller design for gentle rolling and easy to clean
- Continuous or timer operation

SCILOGEX tube rollers provide a gentle and highly efficient rolling motions, ideal for mixing blood samples, viscous substances and liquid-solid suspensions. Used in a variety of applications, such as the prevention of blood coagulation, immune precipitation, etc.



LCD display



Timer

## SCI-T6-S Tube Roller

### Features

- Speed range of 0-70rpm
- Six roller design for gentle rolling and easy to clean



### Specifications

|  | SCI-T6-Pro          | SCI-T6-S            |
|--|---------------------|---------------------|
| Amplitude                                    | 24mm                | 24mm                |
| Motor type                                   | DC motor            | DC motor            |
| Rocking motion                               | Rocking and rolling | Rocking and rolling |
| Max. load capacity                           | 4kg                 | 4kg                 |
| Number of rollers                            | 6                   | 6                   |
| Roller size[length]                          | 280mm               | 280mm               |
| Speed range                                  | 10 -70rpm           | 0-70rpm             |
| Speed display                                | LCD                 | Scale               |
| Timer  | Yes                 | -                   |
| Timer display                                | LCD                 | -                   |
| Time setting range                           | 1-1199min           | -                   |
| Operation mode                               | Continuous/timer    | Continuous          |
| Voltage                                      | 100-240V,50/60Hz    | 100-240V,50/60Hz    |
| Power  | 30W                 | 25W                 |
| Dimension [D×W×H]                            | 450×260×120mm       | 450×260×120mm       |
| Weight                                       | 5.1kg               | 4.5kg               |
| Permissible ambient temperature and humidity | 5-40°C,80%RH        | 5-40°C,80%RH        |
| Protection class                             | IP21                | IP21                |